

# RESILIENT FLORIDA




Eddy Bouza, Program Management Director  
Resilient Florida Program  
Office of Resilience and Coastal Protection

Florida Stormwater Association Pre-Conference | Dec. 4, 2024



# RESILIENT FLORIDA (RF) PROGRAM

- Created in 2021 with the “Always Ready Bill.”
- Five program elements:
  - Planning grants.
  - Implementation grants.
  - Regional resilience entities (RRE).
  - Statewide data set and assessment.
  - Florida Flood Hub (FFH).
- Other initiatives:
  - Florida Seafloor Mapping Initiative.
  - Florida Estuarine Restoration Team.
  - Statewide living shorelines suitability model.
  - Quarterly Resilience Forum.



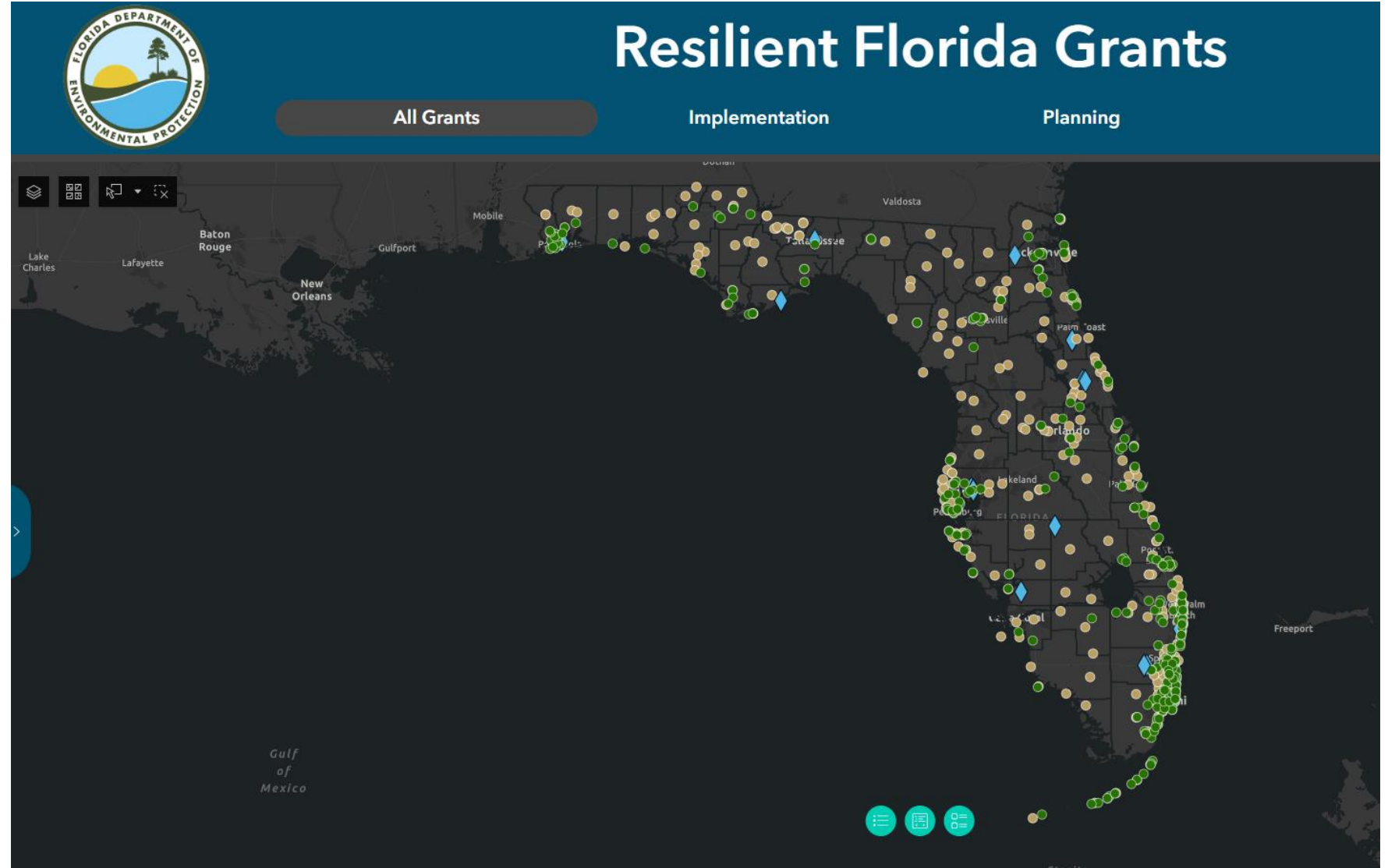


# RF GRANTS DASHBOARD

## PROGRAM GRANT AWARDS

### Total awards

- Planning:
  - 300 awards.
  - \$69,000,000.
- Implementation:
  - 349 awards.
  - \$1.48 billion.
- Regional Resilience Entity:
  - 21 awards.
  - \$5,000,000.

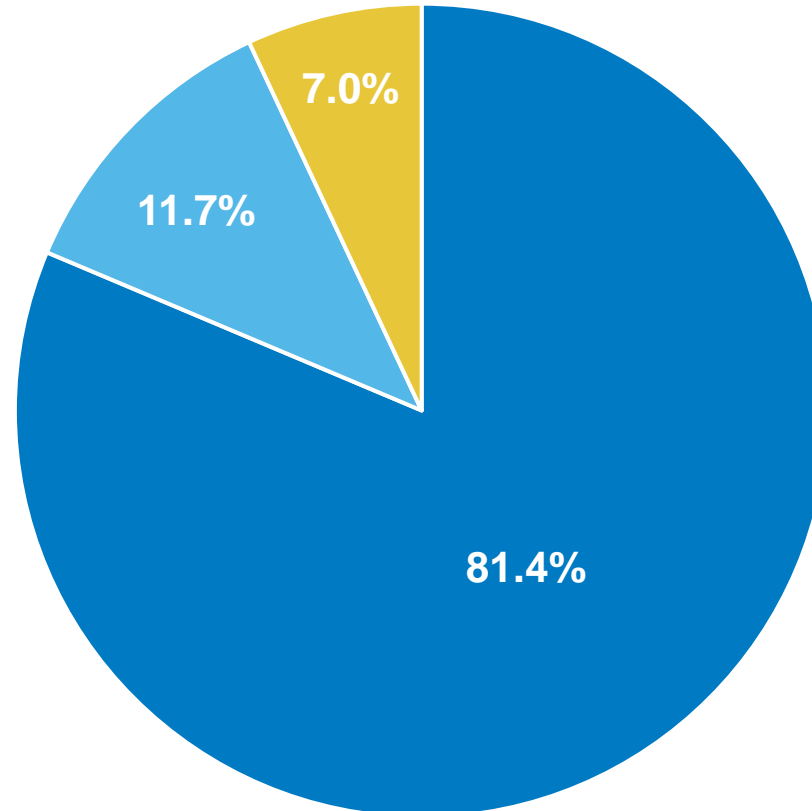






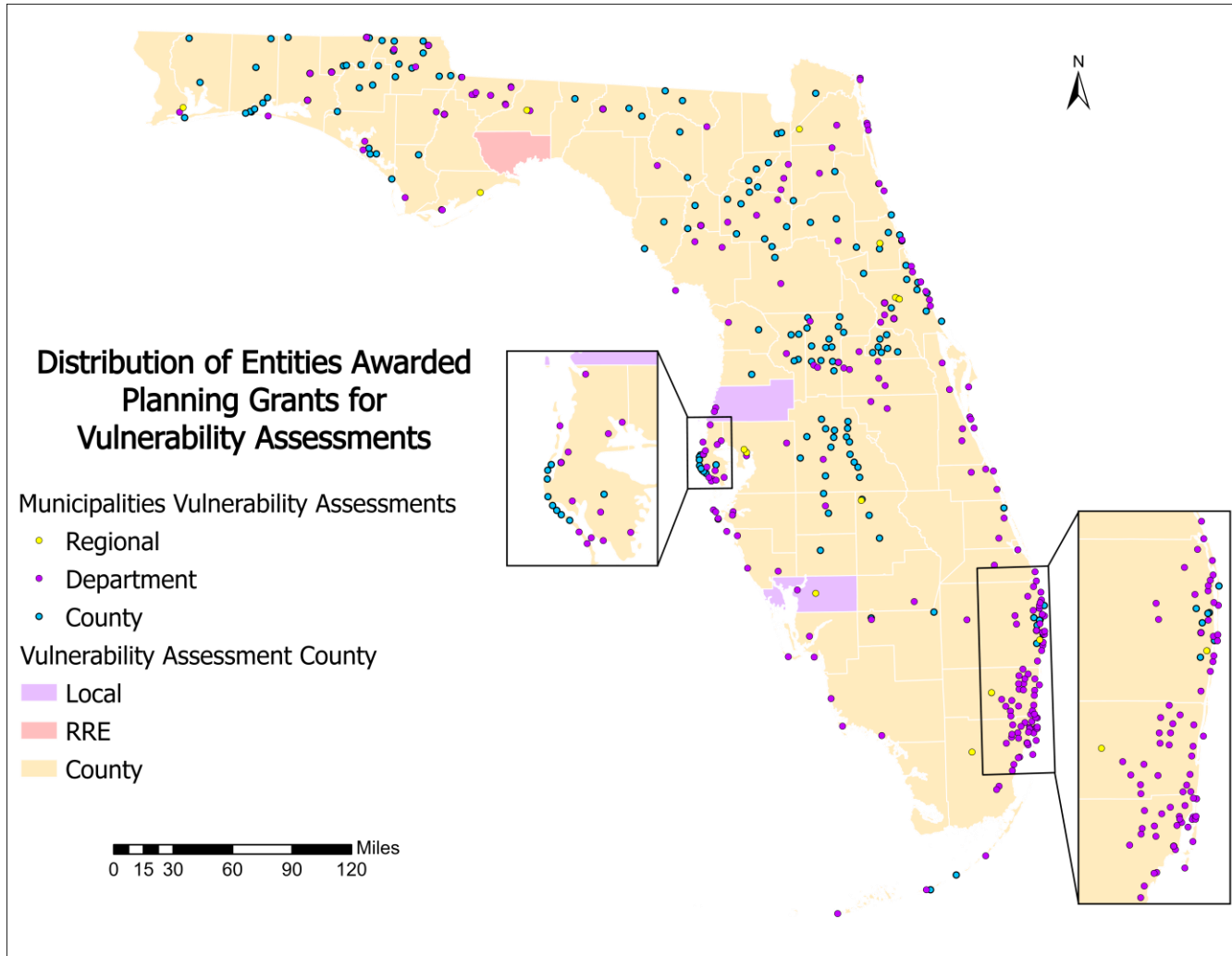
# PLANNING GRANTS AWARDS

- Vulnerability Assessments
- Adaptation Plans
- Water Management Districts to fill FFH data gaps





# PLANNING GRANTS FOCUS ON VULNERABILITY ASSESSMENTS



- RF supporting Vulnerability Assessments (VAs) for 65 counties and 367 municipalities.
  - RRE funding supporting VAs some counties and municipalities.
- Two counties and one municipality submitting data on their own.



# RF PROGRAM PROGRAM RESOURCES

- Application assistance:
  - Virtual and in-person office hours, before and during portal opening.
  - Application review and feedback.
  - Implementation grant scoring criteria guidance document.
- Florida Adaptation Planning Guidebook updates (fall 2024).
- Webinars, currently available recordings include:
  - Florida Adaptation Planning Guidebook (2023).
  - Implementation application guidance.
  - Application portal walkthrough.
  - RF invoice demo.
  - General Q&A.



<https://FloridaDEP.gov/ResilientFlorida>



# IMPLEMENTATION GRANTS

## ADAPTATION AND INFRASTRUCTURE PROJECTS



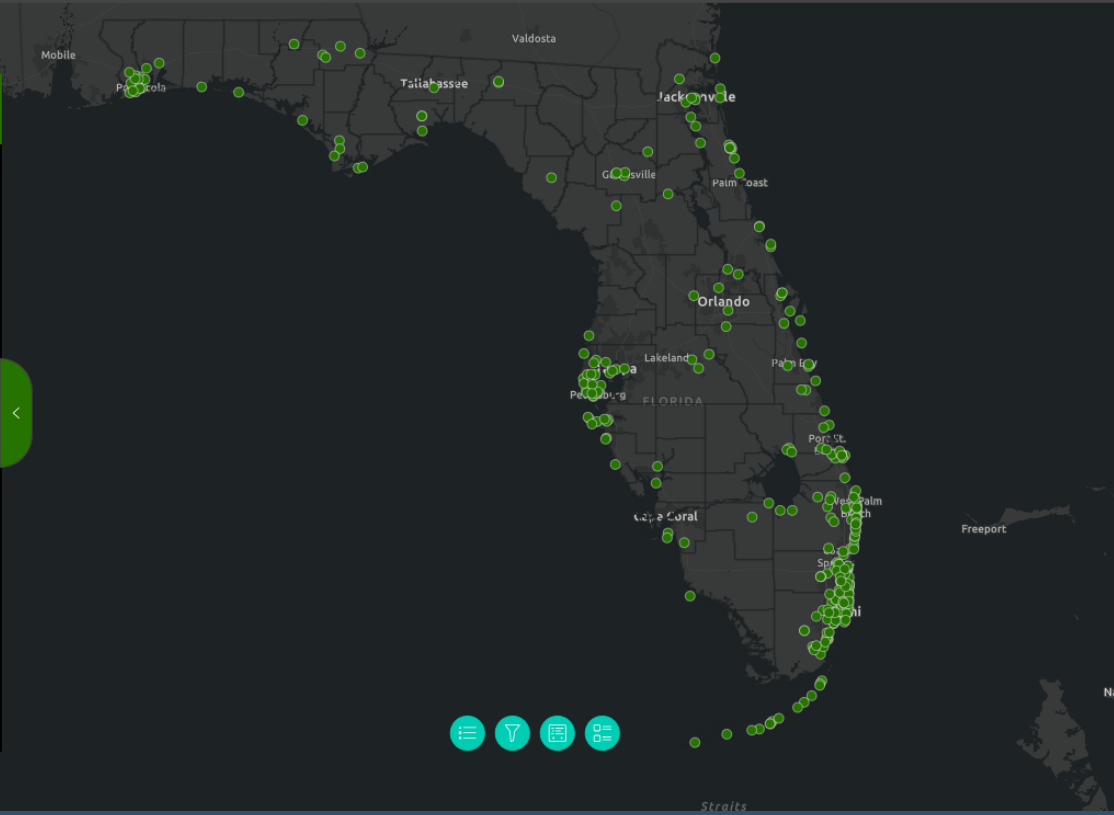
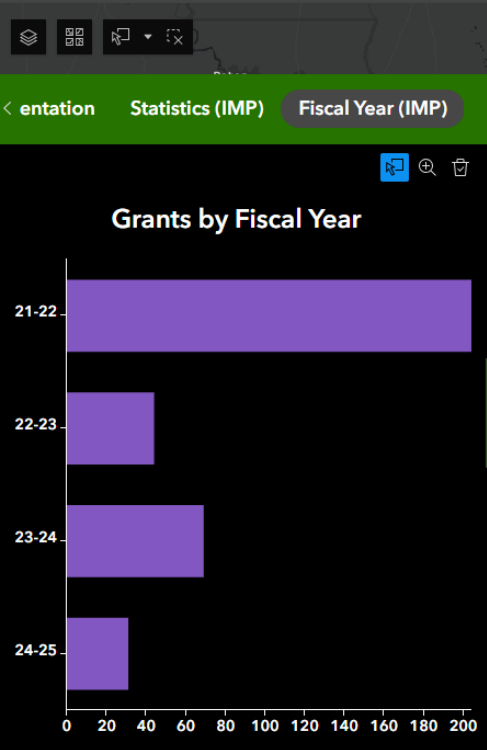
### Implementation Grants - Flooding & Sea Level Rise

All Grants

Implementation

Planning

RRE

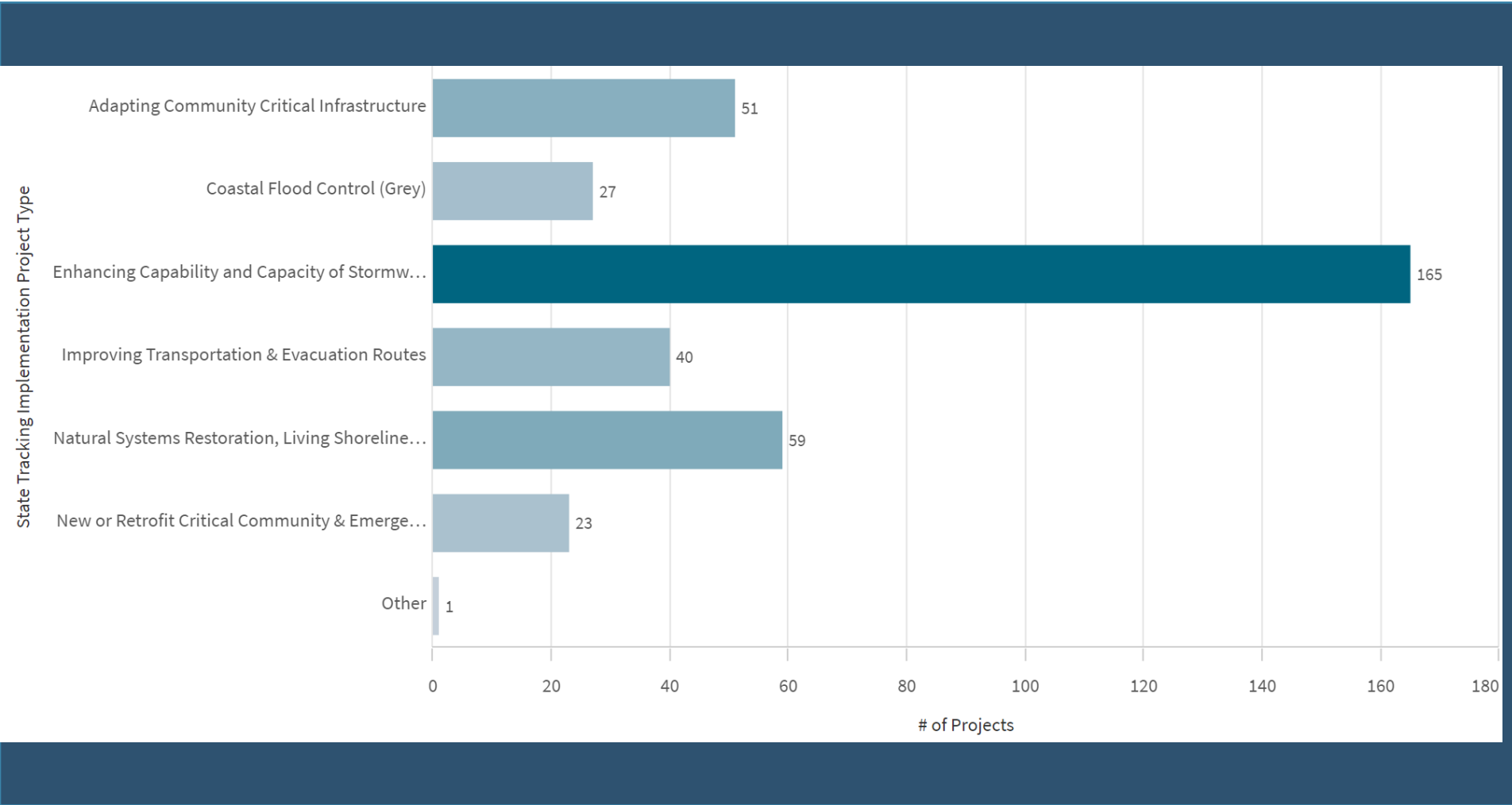


- Statewide Flooding and Sea Level Rise Resilience Plan.
  - Prioritized list of projects that address risks of flooding and sea level rise to critical or regionally-significant assets within coastal and inland communities.
  - Projects that address risks identified from statewide or local VA.





# IMPLEMENTATION GRANTS PROJECT TYPE



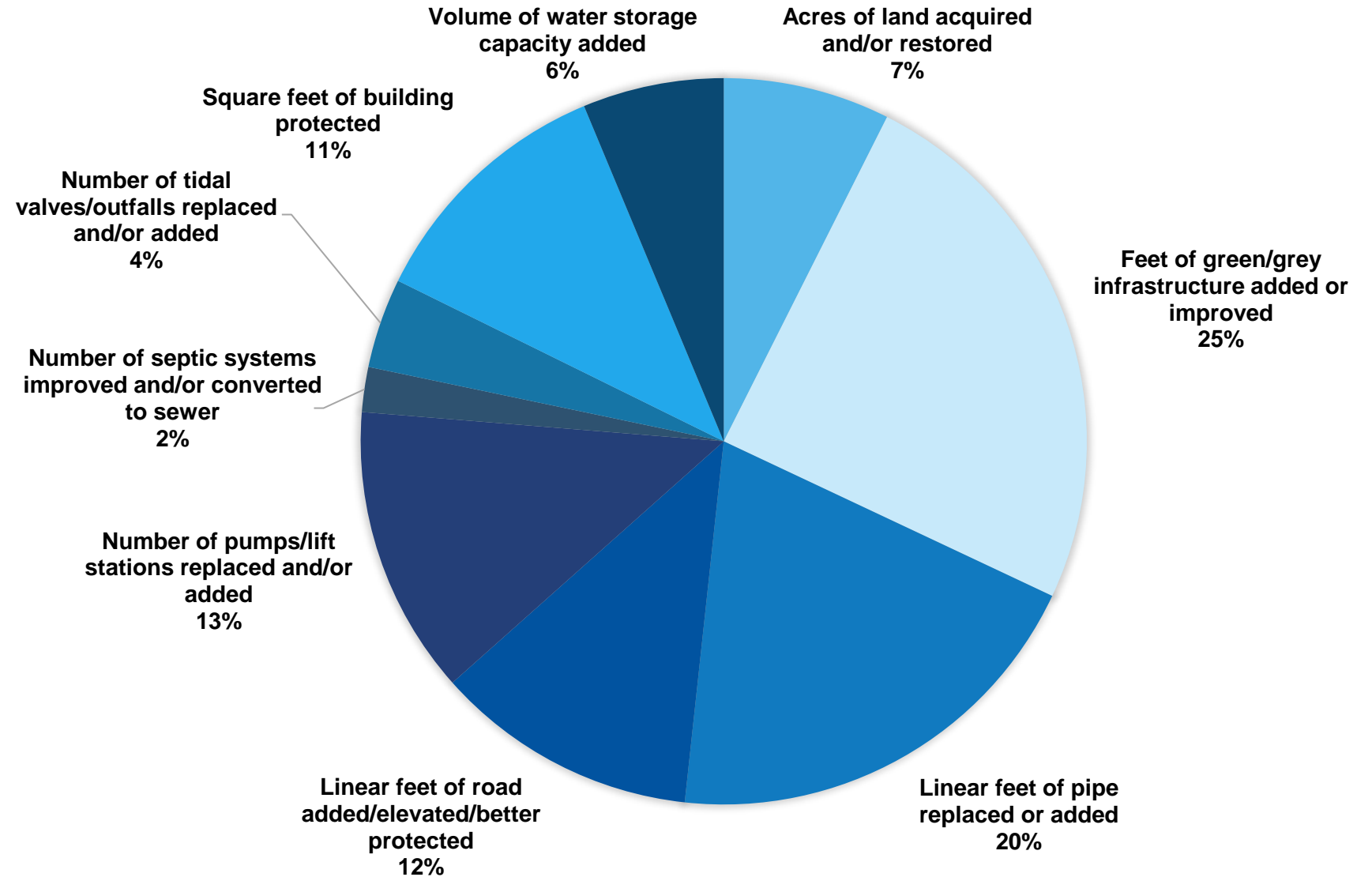




# PROJECT METRICS

## METRICS

- Metrics assigned based on project type.
- Tracked with grant deliverables and during site visits by the Florida Department of Environmental Protection (DEP) regional field agents.





# IMPLEMENTATION GRANTS

## UPCOMING PROJECTS



Pre-construction of City of North Lauderdale Canal Rehabilitation.



Pre-construction of FKAA – Marathon Pump Station Adaptation Project.

**67 projects estimated to start construction Oct.-Dec. 2024. Total DEP funding: \$134,773,732**

### **Project Types:**

- Stormwater: 36.
- Living Shorelines and Natural Systems Restoration: Eight.
- Coastal Infrastructure: Four.
- Emergency Facilities: One.
- Wastewater: Eight.
- Transportation and Evacuation: Six.
- Drinking Water: Two.
- Natural/Cultural Resources: One.
- Land Acquisition and Conservation: Zero.

**City of North Lauderdale Canal Rehabilitation:** Restoration of 4 miles of drainage canals; installation of geo-tubes or erosion barriers.

**Florida Keys Aqueduct Authority (FKAA) – Marathon Pump Station Adaptation Project:** Elevation of pump station and operations building and improvements to facility.

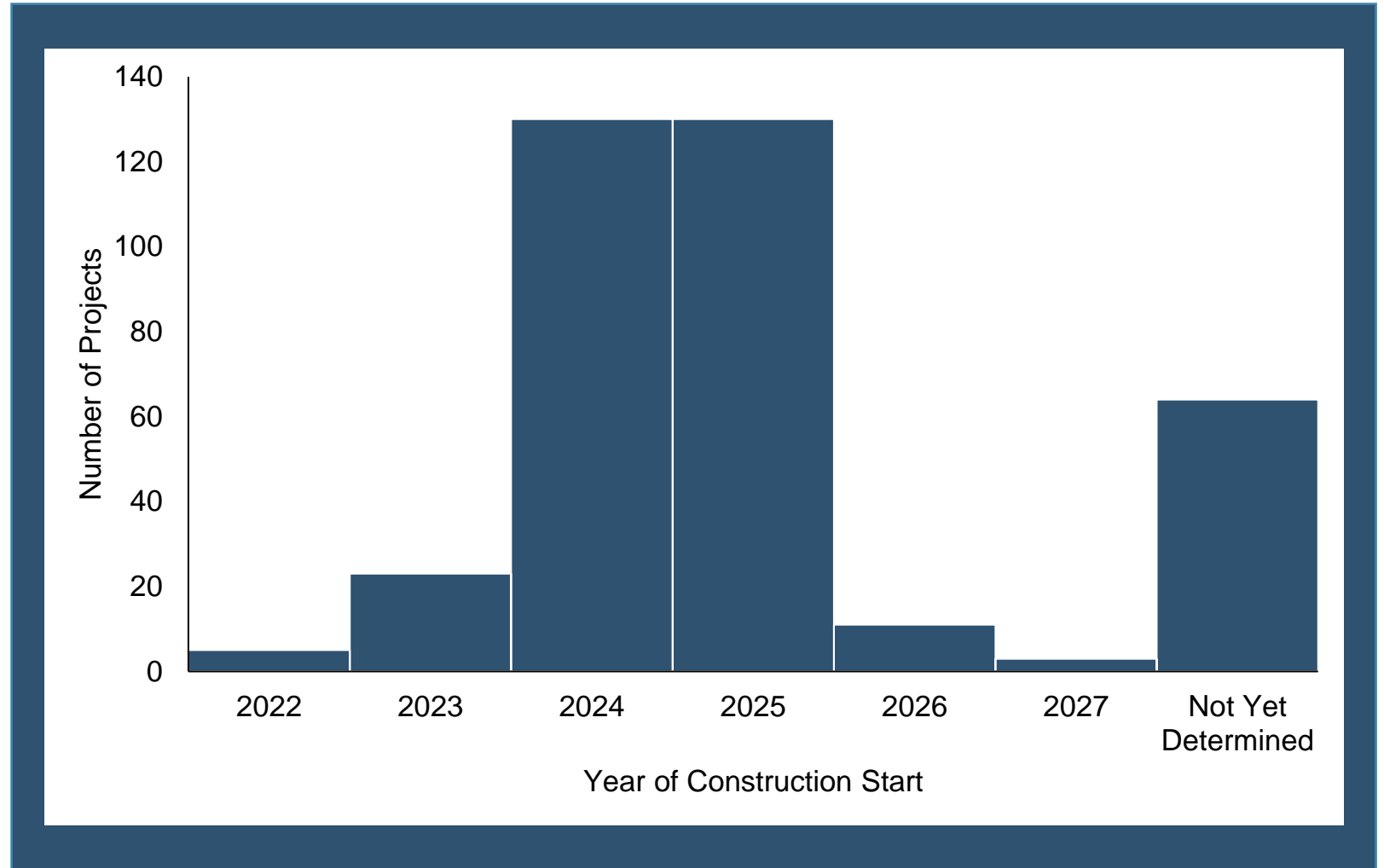


# IMPLEMENTATION GRANTS

## CONSTRUCTION TIMELINE



11 Completed Projects as of August 2024







# RF LESSONS LEARNED



- Planning effort challenges:
  - Extended timelines for completion.
  - Inconsistent approaches.
  - Cost overruns.
- Adaptation and infrastructure project challenges:
  - Timing of grant and match fund awards.
  - Match fund eligibility.
  - Design and permitting delays.
  - Implementation of complex projects in existing environment.
  - Scope of work adjustments.
    - During design and/or unexpected changes required during construction.
  - Cost of materials and cost overruns.
- Enhanced program resources:
  - Regular site visits from regional field agent staff.

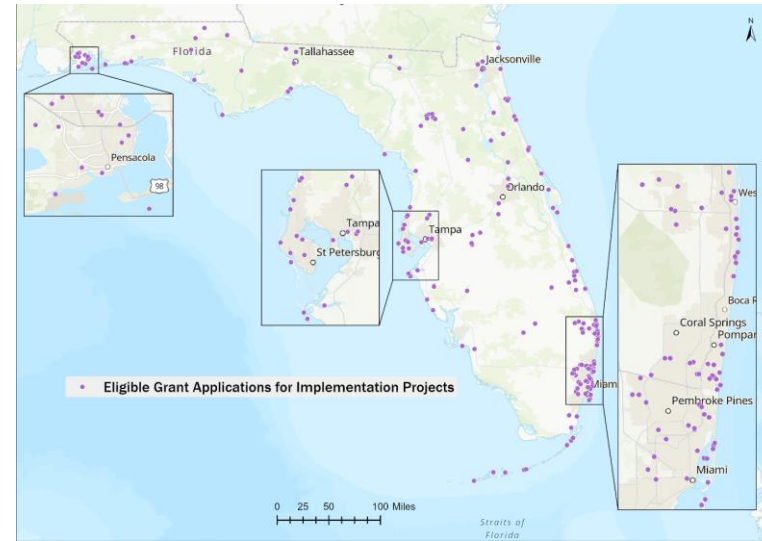


# PROGRAM GROWTH

## RF

- Program staffing growth.
  - 2021: 25 positions.
  - 2022: 50 positions.
- Funding appropriations and grant awards exceeded expectations and statute.
  - State and federal appropriations.
- Fiscal Year (FY) 2024-25 State Plan
  - 196 eligible applications > \$865 million.
  - Awarded 29 projects.

| Fiscal Year | Anticipated Funds | Anticipated Grants | Anticipated Grant Life (Years) | Appropriated Funds | Awarded Grants | Actual Grant Life (Years) |
|-------------|-------------------|--------------------|--------------------------------|--------------------|----------------|---------------------------|
| FY 2021-22  | \$22 million      | 100                | 2                              | \$522 million      | 245            | 3.5                       |
| FY 2022-23  | \$122 million     | 117                | 3                              | \$492 million      | 261            | 4                         |
| FY 2023-24  | \$122 million     | 118                | 3                              | \$322 million      | 151            | 4.5                       |
| FY 2024-25  | \$122 million     | 95                 | 3                              | \$247 million      | 129            | 4                         |
| Total       | \$388 million     | 430                |                                | \$1.6 billion      | 786            |                           |





# THANK YOU



Resilient Florida Program  
Office of Resilience and Coastal Protection  
Florida Department of Environmental Protection

Contact Information:  
850-245-7600  
[Resilience@FloridaDEP.gov](mailto:Resilience@FloridaDEP.gov)